



ONE40

*Celebrating 140 years
of produce broking...*


FORBES & WALKER TEA BROKERS PVT LTD

WEEKLY TEA MARKET REPORT

SALE NO

33

**20TH/21ST
AUGUST 2024**



Overall Market

	QTY (M/KGS)	DEMAND
Ex-Estate	0.83	Fair
High & Medium	0.78	Fair
Leafy	0.66	Good
Semi-Leafy	0.68	Fair
Tippy/Small Leaf	1.05	Less
Premium Flowery	0.08	Irregularly easier
Off Grade	1.17	Fair
Dust	0.55	Irregularly lower
Total	5.80	Fair general

ORDER OF SALE

SALE NO : 33

20TH/21ST AUGUST 2024

EX-ESTATE	LG LARGE LEAF LG SMALL LEAF/BOPI/ PREMIUM	HIGH & MEDIUM/OFFGRADE /DUST
Forbes & Walker Tea Brokers (Pvt) Ltd	John Keells PLC	Ceylon Tea Brokers PLC
Eastern Brokers Ltd	Mercantile Produce Brokers (Pvt) Ltd	Lanka Commodity Brokers Ltd
Bartleet Produce Marketing (Pvt) Ltd	Forbes & Walker Tea Brokers (Pvt) Ltd	Bartleet Produce Marketing (Pvt) Ltd
Mercantile Produce Brokers (Pvt) Ltd	Bartleet Produce Marketing (Pvt) Ltd	Forbes & Walker Tea Brokers (Pvt) Ltd
Asia Siyaka Commodities PLC	Ceylon Tea Brokers PLC	Mercantile Produce Brokers (Pvt) Ltd
Lanka Commodity Brokers Ltd	Eastern Brokers Ltd	Asia Siyaka Commodities PLC
Ceylon Tea Brokers PLC	Asia Siyaka Commodities PLC	John Keells PLC
John Keells PLC	Lanka Commodity Brokers Ltd	Eastern Brokers Ltd

AUCTION DETAILS

AT THIS WEEK'S SALE 11,547 LOTS TOTALLING 5,796,457 KGS WERE ON OFFER. THE BREAKDOWN IS AS FOLLOWS:

	LOTS	QUANTITY
Ex Estate	831	828,118
Main Sale - High & Medium	1,789	783,076
Low Grown - Leafy	1,801	662,537
Low Grown - Semi Leafy	1,572	678,755
Low Grown - Tippy	2,137	1,048,930
Premium Flowery	495	76,850
Off Grades	2,306	1,166,345
Dust	616	551,846
Total	11,547	5,796,457
Re - Prints	1,042	473,218

SETTLEMENT DATES

23/08/2024 27/08/2024 28/08/2024

10% Payment Buyers Prompt Sellers Prompt

Quality

Overall, similar to last.

COMMENTS

Auction offerings increased marginally to 5.79 M/Kgs from the previous week's 5.63 M/Kgs. Well-made teas met with less demand and consequently, witnessed a decline in prices. Seasonal Uva Quality tea continued to attract good demand.

Ex-Estate offerings totalled 0.83 M/Kgs. Overall, teas where quality was maintained, sold at last levels, whilst the others declined.

Best Westerns - A few select BOP's sold around last levels, whilst the others were irregularly lower. Corresponding improved BOPF's gained by Rs. 20-40 per kg, whilst the others declined by a similar margin following quality. Teas in the Below Best and Plainer categories followed a similar trend. Nuwara Eliyas' were mostly unsold. Uda Pussellawa - Better BOP's gained by Rs. 20-40 per kg, whilst the others appreciated to a lesser extent. Corresponding BOPF's declined by up to Rs. 40 per kg and more, at times. Seasonal Uva BOP/BOPF's, in general, appreciated by Rs. 100-200 per kg and consequently, prices moved up to Rs. 3,400 per kg and Rs. 2,400 per kg for the BOP and BOPF grades respectively.

CTC teas - Well-made BP1's sold around last levels, whilst the others at the lower end gained considerably following special inquiry. PF1's which commenced around last levels, declined by Rs. 20 per kg and more towards the close.

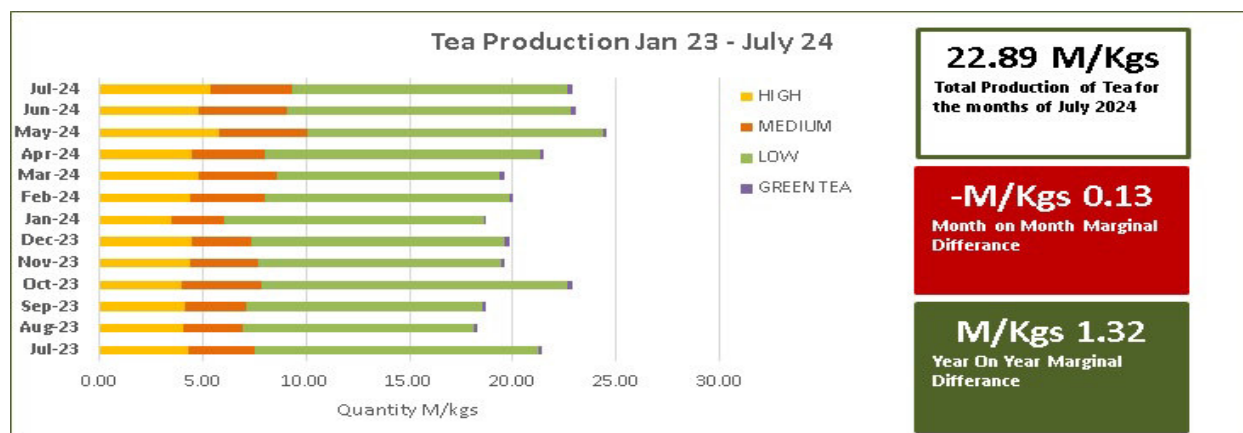
Low Grown comprised of 2.4 M/Kgs. Leafy teas met with good demand, whilst the Tippy category met with less demand.

In the Leafy and Semi-Leafy catalogues, well-made BOP1's were firm, whilst the balance together with the bolder varieties declined. OP1's were firm, whilst the OP/OPA's in general were dearer. Well-made PEK's were firm on last, whilst the teas at the lower end were easier. High-priced PEK1's sold around last levels, whilst the balance were irregularly easier.

Well-made FBOP's were firm, whilst the bolder varieties declined. FF1's, in general, were lower.

In the Premium catalogue, Very Tippy teas tended irregular. Best were firm, whilst a few cleaner Below Best sold around last levels. Balance were easier.

NATIONAL TEA PRODUCTION



➤ Production for the Month was recorded at 22.89 M/Kgs (↑ of 1.32 M/Kgs)

➤ Cumulative Quantity produced stands at 150.49 M/Kgs (↓ of 5.74 M/Kgs)

July 2024/2023/2022

* Sri Lanka Tea Production for the month of July 2024 totalled 22.89 M/Kgs, recording an increase of 1.32 M/Kgs vis-à-vis 21.57 M/Kgs of July 2023. High and Medium Grown elevations have recorded an increase, while the Low Grown elevation saw a marginal decline of 0.45 M/Kgs in comparison with the corresponding month of 2023.

* Compared to 19.92 M/Kgs of July 2022, the corresponding month shows an increase of 2.97 M/Kgs (Refer table below).

ELEVATION	TOTAL	TOTAL	(2024-2023)		TOTAL	(2024-2022)	
	2024	2023	Variance (M/Kg)	%	2022	Variance (M/Kg)	%
HIGH	5,434,639	4,426,982	1.01	22.76%	4,049,980	1.38	34.19%
MEDIUM	3,938,173	3,266,402	0.67	20.57%	2,838,494	1.10	38.74%
LOW	13,281,824	13,733,747	-0.45	-3.29%	12,915,288	0.37	2.84%
GREEN TEA	236,930	140,307	0.10	68.87%	120,166	0.12	97.17%
TOTAL	22,891,566	21,567,438	1.32	6.14%	19,923,929	2.97	14.89%

January-July 2024/2023/2022

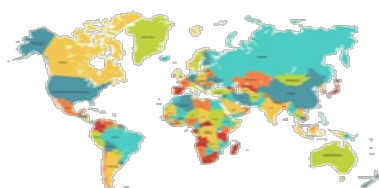
* January-July 2024 cumulative production totalled 150.49 M/Kgs, recording a decrease of 5.74 M/Kgs vis-à-vis 156.23 M/Kgs of January-July 2023. Compared to the corresponding period in 2023, High and Low Grown elevations have recorded a negative variance, whilst the Medium Growns have recorded a marginal gain in the year 2024.

* Compared to 153.22 M/Kgs of January-July 2022, cumulative production of 2024 shows a decrease of 2.73 M/Kgs. On a cumulative basis, High and Low Growns show a negative variance, whilst the Medium Growns and Green Tea have recorded a positive variance over the corresponding period of 2022 (Refer table below).

ELEVATION	TOTAL	TOTAL	(2024-2023)		TOTAL	(2024-2022)	
	2024	2023	Variance (M/Kg)	%	2022	Variance (M/Kg)	%
HIGH	33,396,002	36,001,876	-2.61	-7.24%	35,373,167	-1.98	-5.59%
MEDIUM	25,968,687	25,306,357	0.66	2.62%	24,275,694	1.69	6.97%
LOW	89,811,081	93,590,022	-3.78	-4.04%	92,589,766	-2.78	-3.00%
GREEN TEA	1,315,052	1,334,926	-0.02	-1.49%	987,074	0.33	33.23%
TOTAL	150,490,822	156,233,181	-5.74	-3.68%	153,225,701	-2.73	-1.78%

(Refer statistical details on Page No. 14)

NATIONAL TEA EXPORTS



Key Highlights:

- * Monthly Exports have been recorded at 21.35 M/Kgs - (Decrease of 1.42 M/Kgs against 2023)
- * F.O.B Value records Rs. 1,773.70 for the month (USD 5.87) - (Increase of Rs. 158.39 and USD 0.80 against 2023)
- * Cumulative Exports recorded 140.47 M/Kgs - (Increase of 5.48 M/Kgs YoY)
- * Cumulative F.O.B Value reaches Rs. 1,771.45 (USD 5.81), recording a Rs. 56.14 decrease (increase of USD 0.26) against the corresponding year-to-date period of 2023
- * Iraq retains the top position amongst leading importer countries of Ceylon Tea for the cumulative period in 2024

JULY 2024/2023

* Tea Exports for the month of July 2024 totalled 21.35 M/Kgs, showing a negative variance of 1.41 M/Kgs vis-à-vis 22.77 M/Kgs of July 2023. Tea in Bulk and Packeted Tea show negative variances, whilst Tea Bags have recorded a marginal gain in comparison with the corresponding month of the previous year.

* FOB value in July 2024 was recorded at Rs. 1,773.70, an increase of Rs. 158.39 YoY compared to Rs. 1,615.30 of July 2023. All main categories have recorded positive variances in both LKR and USD terms (Refer table below).

	Quantity			Approx. FOB per kg Rs			Approx. FOB per kg USD		
	2024	2023	Variance	2024	2023	Variance	2024	2023	Variance
Tea In Bulk	9,806,070	10,339,299	-533,230	1,537.85	1,373.34	164.51	5.09	4.32	0.78
Tea Packets	8,809,101	9,831,555	-1,022,454	1,676.26	1,520.64	155.62	5.55	4.78	0.77
Tea Bags	2,150,574	2,109,535	41,039	2,755.42	2,703.15	52.27	9.13	8.50	0.63
Instant	225,752	82,427	143,326	2,883.80	3,178.76	-294.97	9.55	9.99	-0.44
Green Tea	364,337	408,280	-43,943	3,994.84	4,086.23	-91.38	13.23	12.84	0.39
Grand Total	21,355,834	22,771,096	-1,415,262	1,773.70	1,615.30	158.39	5.87	5.08	0.80

Source – Sri Lanka Customs / Oanda Exchange Rates

JANUARY-JULY 2024/2023

* January-July 2024 cumulative exports totalled 140.47 M/Kgs, recording an increase of 5.48 M/Kgs vis-à-vis 134.99 M/Kgs of January-July 2023. Tea Packets, Instant Tea and Green Tea have recorded negative variances, whilst Tea in Bulk and Tea Bags have shown positive variances against the same period of the previous year.

* FOB value for the period stood at Rs. 1,771.45, a decrease of Rs. 56.13 (increase of USD 0.26) vis-à-vis Rs. 1,827.58 of January-July 2023.

* All categories showed negative variances in LKR terms in FOB value, whilst gains were recorded in USD terms when compared to the corresponding period in 2023 (Refer table below).

	Quantity			Approx. FOB per kg Rs			Approx. FOB per kg USD		
	2024	2023	Variance	2024	2023	Variance	2024	2023	Variance
Tea In Bulk	66,128,330	58,550,276	7,578,054	1,525.14	1,539.42	-14.28	5.01	4.68	0.33
Tea Packets	55,835,976	58,982,218	-3,146,242	1,680.06	1,733.67	-53.61	5.51	5.27	0.24
Tea Bags	14,411,281	13,139,952	1,271,329	2,729.35	2,908.37	-179.03	8.96	8.84	0.12
Instant	1,565,141	1,653,710	-88,569	3,192.92	3,427.16	-234.24	10.48	10.42	0.06
Green Tea	2,527,902	2,662,899	-134,998	3,892.32	3,917.22	-24.91	12.78	11.91	0.87
Grand Total	140,468,629	134,989,056	5,479,573	1,771.45	1,827.58	-56.13	5.81	5.55	0.26

Source – Sri Lanka Customs / Oanda Exchange Rates

Iraq ranks at No. 01 amongst major importers of Ceylon Tea with a total of 17.84 M/Kgs, a marginal decline of 2% YoY in January-July 2024 against the previous year's 18.29 M/Kgs, whilst Russia at 2nd place has witnessed an increase of 6% YoY with 15.02 M/Kgs vis-à-vis 14.23 M/Kgs recorded in 2023. The U.A.E with 14.08 M/Kgs (50% increase YoY) followed by Türkiye (10.59M/Kgs), Iran (7.05 M/Kgs) and China (6.89 M/Kgs) have been cited as other notable importers of Ceylon Tea in the period of January-July 2024. (Refer statistical details on Page No. 15)

CROP AND WEATHER

FOR THE PERIOD 13th - 20th August 2024

Western/Nuwara Eliya Regions



Sunny weather and intermittent showers were reported in both regions throughout the week. The Department of Meteorology expects rain and windy conditions in the Nuwara Eliya and Western regions in the week ahead.

Uva/Udapussellawa Regions



The Uva and Udapussellawa regions reported bright weather and sporadic evening showers throughout the week. Rain is expected in the Uva Region in the week ahead according to the Department of Meteorology.

Low Grown



Rain was reported in the Low Grown Region throughout the week. According to the Department of Meteorology, rain is expected in the Low Grown Region in the week ahead.

Crop

The Western, Nuwara Eliya, Uva and Low Grown regions maintained the crop intake, whilst the Udapussellawa Region reported a decline.

HIGH GROWN TEAS

■ Incline from last week
■ Decline from last week
■ Static Market

BOP

Best Western's - A few select Best varieties sold at last levels following quality/special inquiry, whilst the others were irregular and mostly lower. Teas in the Below Best category, where quality was maintained, sold at last levels, whilst the others declined by Rs. 40 per kg and more following quality. Teas at the lower end too followed a similar trend. Nuwara Eliya's were mostly unsold. Uda Pussellawa's - Better teas gained by Rs. 20-40 per kg, whilst the others appreciated to a lesser extent. Seasonal Uva's appreciated by Rs. 100-200 per kg and at times more following special inquiry, whilst the others sold at last week's closing levels.

BOPE

Best Western's gained by Rs. 20-40 per kg following quality, whilst the others declined by a similar margin. Below Best varieties, where quality was maintained, were fully firm, whilst the others declined by Rs. 40 per kg and more. Teas at the lower end which commenced firm on last week's closing levels, declined irregularly towards the close. Nuwara Eliya's were mostly unsold. Uda Pussellawa's declined by Rs. 40 per kg and more. Seasonal Uva's gained by Rs. 100-200 per kg and more following special inquiry, whilst the others sold at last levels.

OP/OPA

Well-made OP's were irregularly dearer, whilst the teas at the lower end were firm to easier. OPA's, in general, were easier by Rs. 50-100 per kg.

PEKOE/PEKOE1

A limited selection of flavoury PEK's that were available were firm to easier. Well-made Orthodox Leafy PEK's in general were firm on last, whilst the PEK1's were easier by Rs. 50-100 per kg. A few Better Rotovane PEK's sold at last levels, whilst the others were discounted following quality.

FBOP/FBOPF1

A limited selection of flavoury FBOP's were firm to dearer. Well-made Orthodox Leafy FBOP/FF1's were easier by Rs. 50-100 per kg, whilst the teas at the lower end were firm to easier.

QUOTATIONS LKR

SALE DTE	BOP		BOPE		PEKOE/FBOP		OP	
	13/14	20/21	13/14	20/21	13/14	20/21	13/14	20/21
	Aug	Aug	Aug	Aug	Aug	Aug	Aug	Aug
Best Westerns	1420-1600	1340 - 1460	1340-1420	1280 - 1480	1320-1800	1300 - 1750	1020-1300	1040 - 1340
Below Best Westerns	1200-1400	1220 - 1320	1180-1320	1200 - 1260	1020-1300	980 - 1280	980-1000	980 - 1020
Plainer Westerns	1060-1280	1100 - 1200	1060-1160	1060 - 1180	760-1000	740 - 960	760-960	760 - 940
Nuwara Eliyas	N/A	N/A	N/A	1150 - 1200	1100-1550	1020 - 1600	780-1120	700 -
Brighter Uda Pussellawas	1160-1180	1160 - 1180	1160-1200	1100 - 1140	1140-1850	1080 - 1800	940-1320	920 - 1280
Other Uda Pussellawas	1100-1140	1120 - 1140	1100-1140	1060 -	800-1120	760 - 1060	760-920	780 - 900
Best Uvas	1320-2750	1340 - 3400	1320-2000	1300 - 2400	1280-1850	1220 - 1800	960-1440	940 - 1320
Other Uvas	1140-1280	1100 - 1280	1160-1260	1100 - 1240	780-1260	740 - 1220	740-940	760 - 920

MEDIUM GROWN TEAS

■ Incline from last week
■ Decline from last week
■ Static Market

BOP	Best varieties declined by Rs. 50-100 per kg, whilst the others declined to a lesser extent.
BOPF	Better varieties declined by Rs. 20-40 per kg, whilst the others declined further.
OP/OPA	Well-made OP's were irregularly dearer, whilst the teas at the lower end were firm to easier. OPA's, in general, were easier by Rs. 50-100 per kg.
PEKOE/PEKOE1	PEK's were firm on last, whilst the PEK1's in general were easier by Rs. 50-100 per kg.
FBOP/FBOPF1	Well-made FBOP/FF1's were easier by Rs. 50-100 per kg, whilst teas at the lower end were irregularly easier following quality.

QUOTATIONS LKR SALE DTE	BOP		BOPF		PEKOE/FBOP		OP	
	13/14 Aug	20/21 Aug	13/14 Aug	20/21 Aug	13/14 Aug	20/21 Aug	13/14 Aug	20/21 Aug
Good Mediums	1160-1950	1180 - 1800	1240-1280	1180 - 1220	1280-1950	1240 - 2000	1020-1460	980 - 1380
Other Mediums	N/A	N/A	830-1140	800 - 1060	760-1260	740 - 1220	780-1000	760 - 960

UNORTHODOX / CTC TEAS

HIGH GROWN	BP1s - Sold around last levels. PF1s - A few better varieties were fully firm, whilst the others which commenced around last week's closing levels declined by Rs. 20 per kg and more towards the close.
MEDIUM GROWN	BP1s - Better sorts sold around last levels, whilst the others and poorer sorts gained considerably following special inquiry. PF1s - Which commenced at last week's closing levels were irregularly lower towards the close.
LOW GROWN	BP1s - A few select Best varieties which commenced at last week's closing levels gained considerably following special inquiry. PF1s - Which commenced around last week's closing levels gained by Rs. 20-40 per kg towards the close.

QUOTATIONS LKR SALE DTE	BP1		PF1	
	13/14 Aug	20/21 Aug	13/14 Aug	20/21 Aug
High Grown	1220-1240	1220 -	920-1200	900 - 1200
Medium Grown	1160-1260	1200 -	1020-1240	1020 - 1200
Low Grown	1160-1220	1180 - 1340	1320-1500	1260 - 1500

OFF GRADES

■ Incline from last week
■ Decline from last week
■ Static Market

FGS1/FGS

Best varieties declined by Rs. 40-60 per kg. Teas in the Below Best category were easier by Rs. 20 per kg, whilst the teas at the bottom end of the market maintained. Low Grown, in general, were firm to easier by Rs. 10 per kg. CTC's- High and Medium Grown varieties maintained, whilst the balance were firm to dearer by Rs. 10 per kg.

BROKENS

Main Grade reducer varieties declined. Below Best varieties which commenced firm declined towards the latter part of the sale, whilst the poorer sorts maintained.

BOP1A

Main Grade reducer varieties in the Best category were easier, whilst the balance were firm to easier by Rs. 10-20 per kg. Below Best varieties declined by Rs. 20-30 per kg, whilst the Poorer sorts in general, maintained.

QUOTATIONS LKR

SALE DTE	HIGH		MEDIUM		LOW	
	13/14 Aug	20/21 Aug	13/14 Aug	20/21 Aug	13/14 Aug	20/21 Aug
Better Fannings (Orthodox)	800-1320	820 - 1160	800-1140	800 - 880	800-980	800 - - 1080
Better Fannings (CTC)	820-900	820 - 890	800-1000	810 - 1020	800-1160	810 - 1100
Other Fannings (Orthodox)	730-770	700 - 760	670-770	700 - 760	640-790	650 - 780
Other Fannings (CTC)	N/A	N/A	750-790	770 - 790	680-790	770 - 790
Good Brokens	800-1140	810 - 1060	790-1240	800 - 1220	800-1550	800 - - 1300
Other Brokens	700-790	740 - 770	650-770	650 - 750	640-770	650 - 750
Better BOP1As	800-1000	770 - 980	800-980	780 - 960	780-1550	780 - - 1420
Other BOP1As	740-780	740 - 750	650-780	730 - 770	660-750	660 - - 750

DUSTS

DUST1

Select Best Dust1's were firm to irregularly dearer by Rs. 20-40 per kg, whilst the Best Dust1's followed a similar trend. Below Best varieties together with the poorer sorts declined by Rs. 40-60 per kg. Low Grown - Best varieties remained firm, whilst the Below Best varieties together with the poorer sorts were easier by Rs. 30-50 per kg. Best High and Medium Grown CTC's were firm to dearer by Rs. 20-50 per kg except for a few select invoices which gained further on special inquiry. The Below Best varieties together with the poorer sorts were mostly firm. Best Low Grown varieties were dearer by Rs. 40-60 per kg and more at times, whilst the Below Best and poorer sorts were firm to easier by Rs. 20-40 per kg.

DUST

Clean leaf secondaries were easier by Rs. 20-40 per kg, whilst the poorer sorts too followed a similar trend. Best Low Grown were mostly firm, whilst the poorer sorts declined by Rs. 40 per kg.

QUOTATIONS LKR

SALE DTE	HIGH		MEDIUM		LOW	
	13/14 Aug	20/21 Aug	13/14 Aug	20/21 Aug	13/14 Aug	20/21 Aug
Better Primary Dust (Orthodox)	1240-1480	1250 - 1700	1000-1160	1050 - 1220	1000-1200	980 - 1120
Better Primary Dust (CTC) P. Dust	1000-1240	1100 - 1380	1080-1220	1060 - 1240	1180-1420	1160 - 1400
Below Best Primary Dust (Orthodox)	1060-1200	1040 - 1220	850-980	840 - 1020	850-980	840 - 960
Other Primary Dust (CTC) P. Dust	840-980	840 - 1080	760-1040	730 - 1040	850-1100	840 - 1120
Other Primary Dust (Orthodox)	920-1040	840 - 1020	740-840	640 - 820	720-840	730 - 820
Better Secondary Dust	1040-1200	1020 - 1160	840-900	800 - 870	980-1140	1000 - 1180
Other Secondary Dust	710-1020	710 - 980	710-820	600 - 780	690-940	640 - 980

LOW GROWN TEAS

■ Incline from last week
■ Decline from last week
■ Static Market

FBOP/FBOP1	Well-made FBOP's were firm. A few cleaner Below Best and cleaner teas at the bottom sold around last levels, whilst the balance together with the bolder varieties declined. FBOP1's, in general, were lower.
BOP	BOP's, in general, were firm on last.
BOP1	Select Best and Best BOP1's were firm, whilst the balance together with the bolder varieties declined.
OP1	Select Best OP1's were selectively dearer, whilst the balance were firm.
OP	OP's, in general, were dearer.
OPA	OPA's, in general, were dearer.
PEKOE	Well-made PEK's together with the Below Best were firm on last. However, the teas at the lower end were easier. Select Best PEK1's were firm, whilst the balance were irregular.
BOPF	BOPF's, in general, were firm.
FBOPF/FBOPF1	Very Tippy teas tended irregular. Best were firm, whilst a few cleaner Below Best sold around last levels. Balance were easier. FF1's, in general, were lower.

QUOTATIONS LKR SALE DTE	SELECT BEST		BEST		BELOW BEST		OTHERS	
	13/14 Aug	20/21 Aug	13/14 Aug	20/21 Aug	13/14 Aug	20/21 Aug	13/14 Aug	20/21 Aug
FBOP 1	1700-2000	1700 - 2000	1500-1600	1500 - 1600	1400-1450	1400 - 1450	1000-1050	1000 - 1050
FBOP	2100-2300	2100 - 2300	1750-1800	1750 - 1800	1450-1500	1400 - 1450	900-1000	950 - 1050
BOP 1	2350-3000	2350 - 3000	1950-2300	1950 - 2300	1200-1500	1180 - 1480	900-1180	900 - 1160
BOP	1900-2200	1900 - 2200	1600-1700	1600 - 1700	1250-1300	1250 - 1300	1000-1100	1000 - 1100
BOPF	1500-1900	1500 - 1900	900-1000	950 - 1050	850-900	850 - 900	750-800	750 - 800
FBOPF (TIPPY)/FBOPF SP	5000-6000	4800 - 5500	3200-3800	3000 - 3500	2000-2500	2000 - 2500	1000-1100	1000 - 1100
FBOPF 1	1800-1900	1800 - 1900	1600-1650	1550 - 1600	1300-1350	1300 - 1350	900-1000	950 - 1000
FBOPF	1700-1900	1600 - 1800	1400-1500	1400 - 1500	1300-1350	1250 - 1300	950-1000	950 - 1000
OP 1	2500-3200	2600 - 3250	2100-2400	2200 - 2500	1440-1900	1500 - 2000	750-1420	750 - 1460
OP	1550-1750	1550 - 1750	1420-1500	1460 - 1500	1260-1400	1280 - 1420	750-1240	750 - 1260
OPA	1500-1850	1500 - 1850	1300-1480	1340 - 1480	1140-1280	1140 - 1300	750-1120	750 - 1120
PEKOE	1600-2200	1600 - 2250	1440-1550	1440 - 1550	1200-1420	1200 - 1420	850-1180	850 - 1180
PEK 1	1600-2200	1600 - 2300	1460-1550	1460 - 1550	1300-1440	1300 - 1420	950-1280	920 - 1260

TOP PRICE

WESTERN MEDIUM			
Craighead	BOP	@	1800
Dartry Valley	BOP	@	1750
Harangalla	BOP	@	1700
Hatale	BOPSp		1550
Rilagala	BOPSp	@	1500
Galgewatta	BOPF/BOPFSp		1500
Hatale	BOP1		2000
Harangalla	FBOP/FBOP1	@	2000
Dartry Valley	FBOPF/FBOPF1	@	1850
Harangalla	FBOPF/FBOPF1		1850
Dartry Valley	OP/OPA	@	1380
New Rothschild	OP1		1700
Craighead	PEK/PEK1	@	1700
Harangalla	PEK/PEK1		1700
Hatale	PEK/PEK1		1700
Uplands	PEK/PEK1		1700
WESTERN HIGH			
Robgill	BOP	@	1460
Alton	BOP	@	1440
Gouravilla	BOP	@	1440
Queensberry	BOPSp	@	1550
Ingestre	BOPSp	@	1480
Dessford	BOPSp	@	1480
Fairlawn	BOPF/BOPFSp		1480
Tillyrie	BOPF/BOPFSp	@	1460
Torrington	BOP1	@	1460
Inverness	FBOP/FBOP1		1750
Bogahawatte	FBOPF/FBOPF1		1650
Bambarakelly	FBOPF/FBOPF1	@	1600
Venture	OP/OPA		1340
Torrington	OP/OPA	@	1300
Venture	OP1		1500
Frotoft Super	PEK/PEK1		1500
Torrington	PEK/PEK1	@	1460
Dessford	PEK/PEK1	@	1460
NUWARA ELIYAS			
Court Lodge	BOP	@	1100
Kenmare	BOP	@	1100
Court Lodge	BOPF/BOPFSp	@	1060
Lovers Leap	FBOP/FBOP1		1600
Mahagastotte	FBOP/FBOP1	@	1550
Court Lodge	OP/OPA	@	700
Court Lodge	PEK/PEK1	@	1280
Mahagastotte	PEK/PEK1	@	1260
UDAPUSSELLAWAS			
Alma	BOP		1700
Luckyland	BOPSp		1120
Blairlomond	BOPF/BOPFSp	@	1140
Ragalla	BOPF/BOPFSp	@	1140
High Forest	BOPF/BOPFSp		1140
Liddesdale	BOPF/BOPFSp		1140
Delmar	BOP1		1600

UDAPUSSELLAWAS			
Alma	FBOP/FBOP1		1800
Alma	FBOPF/FBOPF1		1700
Blairlomond	OP/OPA	@	1280
Delmar	OP1	@	1500
Alma	PEK/PEK1		1800
LOW GROWNS			
Green House	BOP		2200
Lumbini	BOP		2150
Mahaliyadda	BOP		2150
Pothotuwa	BOP	@	2100
Sisiramba Super	BOP	@	2100
Matuwagalla Super	BOP		2100
Nawagamuwehena	BOPSp		2000
Andaradeniya Super	BOPSp		1900
Kelani	BOPSp	@	1850
Hidellana	BOPF	@	2150
Pothotuwa	BOPF	@	1950
Uruwala	BOPF		1950
Palmgarden	BOPFSp	@	1950
Rajjuruwatta Super	BOPFSp		1950
Sithaka	FBOP		2350
Gunawardena	FBOP	@	2250
Pothotuwa	FBOP	@	2200
Sunrise	FBOP		2200
Kiruwanaganga	FBOP1	@	2100
Gunawardena	FBOPF	@	1850
Sithaka	FBOPF		1850
Halwitigala Smallholders	FBOPF		1850
Talgaswella	FBOPF	@	1800
Ceyenta	FBOPF		1800
Hidellana	FBOPF		1800
Lumbini	FBOPF1		2050
Gunawardena	FBOPF1	@	2000
Lakvinka	FBOPF1		2000
Makandura	FBOPF1		2000
New Spring View	FBOPF1		2000
Pothotuwa	FBOPF1	@	1950
New Mount Carmel	FBOPF1		1950
Stream Line	FBOPF1		1950
Pothotuwa	BOP1	@	3000
Lumbini	OP1		3250
Pothotuwa	OP1		2850
Bogoda Group	OP		1750
Miriswatta	OPA		1850
Liyonta	OPA		1850
Liyonta	PEK		2250
Lumbini	PEK		2250
Galatara	PEK1		2300

UVA MEDIUM			
St.James	BOP		2350
Blossoms Uva Tea	BOPSp	@	1600
Demodera 'S'	BOPSp	@	1550
St.James	BOPF/BOPFSp	@	2100
Roseland Uva	BOP1		1900
High Spring	FBOP/FBOP1		1850
Demodera 'S'	FBOPF/FBOPF1	@	1700
Uva Samovar	FBOPF/FBOPF1	@	1650
Ambrosia Uva	FBOPF/FBOPF1	@	1650
Ury	FBOPF/FBOPF1		1650
Ambrosia Uva	OP/OPA	@	1340
Sania Plaiderie	OP1	@	1750
St.James	PEK/PEK1	@	3500
UVA HIGH			
Aislaby	BOP		3400
Ranaya	BOPSp		1480
Uva Highlands	BOPF/BOPFSp		2400
Craig	BOP1		1650
Glenanore	FBOP/FBOP1	@	1800
Mahadowa	FBOP/FBOP1	@	1800
Gonamotawa	FBOP/FBOP1	@	1750
Gonamotawa	FBOPF/FBOPF 1	@	1800
Glenanore	OP/OPA	@	1320
Gonamotawa	OP/OPA	@	1320
Mahadowa	OP1	@	1700
Aislaby	PEK/PEK1		2750
Uva Highlands	PEK/PEK1		2750
UNORTHODOX HIGH			
Dunsinane CTC	PF1	@	1200

UNORTHODOX HIGH			
Dunsinane CTC	BP1	@	1220
Dunsinane CTC	BPS	@	1120
UNORTHODOX MEDIUM			
New Peacock CTC	PF1	@	1200
New Peacock CTC	BP1	@	1200
Aultmore CTC	BPS	@	920
UNORTHODOX LOW			
Hingalgoda CTC	PF1		1500
Ceciliyan CTC	BP1		1340
PREMIUM FLOWERY			
New Batuwangala	FBOPFSp		5050
Harangala	FBOPFSp	@	4500
Sapumalkanda	FBOPFSp	@	4500
Ayagama	FBOPFExSp		5900
Wathurawila	FBOPFExSp1		4900
DUSTS			
Mattakalle	DUST1		1700
Ceciliyan CTC	PD		1400
OFF GRADES			
Campion	FGS/FGS1	@	1160
Nayabedde	FGS/FGS1	@	1160
Gouravilla	FGS/FGS1		1160
Wattegodde	FGS/FGS1		1160
Mattakelle	FGS/FGS1		1160
Liyonta CTC	PFGS		1100
Strathdon CTC	PFGS	@	1020
Makandura	BM		1060
New Deniyaya	BP	@	1300
Dampahala	BP		1300
Aldora	BP	@	1240
Chandrika Estate	BOP1A	@	1420

@ - SOLD BY FORBES & WALKER TEA BROKERS (PVT) LTD. ** - ALL TIME RECORD PRICE. * - EQUAL ALL TIME RECORD PRICE

QUANTITY SOLD

DURING THE PERIOD 12TH - 17TH AUGUST 2024	WEEKLY (KGS)		TODATE (KGS)	
	2024	2023	2024	2023
PRIVATE SALES	125,050	87,696	4,104,102	3,226,970
PUBLIC AUCTION	4,977,433	5,203,667	153,282,641	158,737,534
FORWARD CONTRACTS	84,260	30,500	1,337,070	1,861,508
DIRECT SALES	NIL	NIL	NIL	NIL
TOTAL	5,186,743	5,321,863	158,723,813	163,826,012
BMF EXCLUDED FROM PRIVATE SALE	31,600	114,841	1,402,494	1,679,749

(QUANTITY SOLD AND THE AVERAGE PRICE PER AUCTION)

	Quantity (M/kgs)			AVG Price (LKR)			Avg Price (USD)		
	2024	2023	2022	2024	2023	2022	2024	2023	2022
14TH AUGUST 2024	5.21	5.25	4.77	1193.43	1072.60	1517.23	4.01	3.40	4.25
21ST AUGUST 2024	4.98	5.20	4.51	1204.35	1131.98	1547.55	4.08	3.61	4.33

Source: Central Bank of Sri Lanka / Buying Rates

RATES OF EXCHANGE

SRI LANKA RUPEE APPROX PER UNIT OF CURRENCY

YEAR	2024	2023	2022
USD	295.20	317.46	357.40
STG.PD	383.15	403.46	418.55
EURO	326.53	343.29	353.45
YEN	2.02	2.17	2.59

Source: Central Bank of Sri Lanka / Buying Rates

PUBLIC AUCTION/GROSS SALES AVERAGE

SALE NO 32 13TH/14TH AUGUST 2024	WEEKLY(LKR)			TODATE (LKR)			WEEKLY(USD)			TODATE(USD)		
	2024	2023	2022	2024	2023	2022	2024	2023	2022	2024	2023	2022
Uva High Grown	1153.97	931.49	1352.55	1112.63	992.36	994.16	3.91	2.97	3.78	3.66	3.02	3.34
Western High Grown	1173.89	952.56	1519.90	1193.89	1140.23	979.83	3.98	3.03	4.25	3.92	3.47	3.30
CTC High Grown	1007.72	826.71	1581.61	1109.19	1026.47	867.23	3.42	2.63	4.43	3.64	3.13	2.92
High Grown (Summary)	1167.03	944.27	1454.80	1167.79	1093.30	984.58	3.95	3.01	4.07	3.84	3.33	3.31
Uva Medium Grown	1077.62	1009.46	1390.99	1146.09	1029.36	1060.18	3.65	3.21	3.89	3.77	3.13	3.57
Western Medium Grown	1023.10	916.19	1209.82	1075.97	998.04	885.26	3.47	2.92	3.39	3.54	3.04	2.98
CTC Medium Grown	953.39	800.16	1143.07	979.44	930.22	739.23	3.23	2.55	3.20	3.22	2.83	2.49
Medium Grown (Summary)	1042.36	945.72	1264.50	1099.55	1008.11	940.39	3.53	3.01	3.54	3.61	3.07	3.16
Orthodox Low Grown	1291.20	1262.97	1654.66	1384.40	1288.60	1262.19	4.38	4.02	4.63	4.55	3.92	4.25
CTC Low Grown	946.65	960.25	1567.04	1005.15	958.96	876.92	3.21	3.06	4.38	3.30	2.92	2.95
Low Grown(Summary)	1272.06	1246.33	1647.54	1359.87	1270.48	1236.19	4.31	3.97	4.61	4.47	3.87	4.16
Total	1204.35	1131.98	1547.55	1273.49	1188.23	1132.97	4.08	3.61	4.33	4.18	3.62	3.81

Source: Oanda Exchange Rates

Source: MSL - Averages

SRI LANKA TEA PRODUCTION (M/KGS)

JULY 2024

Elevation	CTC		CHANGE 23/24		ORTHODOX		CHANGE 23/24		TOTAL		CHANGE 23/24	
	2024	2023	Actual	%	2024	2023	Actual	%	2024	2023	Actual	%
HIGH	468,219	433,712	0.03	7.96	4,966,420	3,993,270	0.97	24.37	5,434,639	4,426,982	1.01	22.76
MEDIUM	675,667	513,200	0.16	31.66	3,262,506	2,753,202	0.51	18.50	3,938,173	3,266,402	0.67	20.57
LOW	872,392	816,183	0.06	6.89	12,409,432	12,917,564	-0.51	-3.93	13,281,824	13,733,747	-0.45	-3.29
GREEN TEA	000	000	0.00	N/A	000	000	0.00	N/A	236,930	140,307	0.10	68.87
T/B Adjustment	000	000	0.00	N/A	000	000	0.00	N/A	00	00	00	00
TOTAL	2,016,278	1,763,095	0.25	14.36	20,638,358	19,664,036	0.97	4.95	22,891,566	21,567,438	1.32	6.14

JANUARY - JULY 2024

Elevation	CTC		CHANGE 23/24		ORTHODOX		CHANGE 23/24		TOTAL		CHANGE 23/24	
	2024	2023	Actual	%	2024	2023	Actual	%	2024	2023	Actual	%
HIGH	3,383,278	3,296,776	0.09	2.62	30,012,724	32,705,100	-2.69	-8.23	33,396,002	36,001,876	-2.61	-7.24
MEDIUM	4,088,984	4,634,562	-0.55	-11.77	21,879,703	20,671,795	1.21	5.84	25,968,687	25,306,357	0.66	2.62
LOW	6,014,470	5,990,449	0.02	0.40	83,796,611	87,599,573	-3.80	-4.34	89,811,081	93,590,022	-3.78	-4.04
GREEN TEA	000	000	0.00	N/A	000	000	0.00	N/A	1,315,052	1,334,926	-0.02	-1.49
T/B Adjustment	000	000	0.00	N/A	000	000	0.00	N/A	00	00	00	00
TOTAL	13,486,732	13,921,787	-0.44	-3.12	135,689,038	140,976,468	-5.29	-3.75	150,490,822	156,233,181	-5.74	-3.68

SRI LANKA TEA EXPORTS

DESCRIPTION	QUANTITY (kgs)	VALUE	APPROX AVG UNIT FOB VALUE PER KG.RS/CTS
JULY 2024			
Tea In Bulk	9,806,070	15,080,231,549	1,537.85
Tea In Packets	8,809,101	14,766,358,296	1,676.26
Tea In Bags	2,150,574	5,925,743,312	2,755.42
Instant Tea	225,752	651,024,287	2,883.80
Green Tea	364,337	1,455,469,777	3,994.84
Total	21,355,834	37,878,827,221	1,773.70
JULY 2023			
Tea In Bulk	10,339,299	14,199,388,190	1,373.34
Tea In Packets	9,831,555	14,950,252,287	1,520.64
Tea In Bags	2,109,535	5,702,390,500	2,703.15
Instant Tea	82,427	262,014,685	3,178.75
Green Tea	408,280	1,668,325,176	4,086.23
Total	22,771,096	36,782,370,838	1,615.31
JANUARY TO JULY 2024			
Tea In Bulk	66,128,330	100,855,078,646	1,525.14
Tea In Packets	55,835,976	93,807,750,620	1,680.06
Tea In Bags	14,411,281	39,333,400,450	2,729.35
Instant Tea	1,565,141	4,997,365,258	3,192.92
Green Tea	2,527,902	9,839,396,395	3,892.32
Total	140,468,630	248,832,991,369	1,771.45
JANUARY TO JULY 2023			
Tea In Bulk	58,550,276	90,133,677,431	1,539.42
Tea In Packets	58,982,218	102,255,648,191	1,733.67
Tea In Bags	13,139,952	38,215,887,393	2,908.37
Instant Tea	1,653,710	5,667,532,656	3,427.16
Green Tea	2,662,899	10,431,175,452	3,917.23
Total	134,989,055	246,703,921,123	1,827.58

Source : Sri Lanka Customs Statistical Dept.

MAJOR IMPORTERS OF SRI LANKA TEA

Page No 16

Country	Bulk Tea	Packeted Tea	Tea Bags	Instant Tea	Green Tea	Total 2024	Total 2023
IRAQ	1,228,773.00	16,396,515.00	212,629.00	006.00	11,490.00	17,849,412.00	18,290,164.00
RUSSIA	12,787,196.00	1,730,200.00	285,579.00	1,366.00	224,811.00	15,029,152.00	14,233,673.00
U.A.E.	8,555,717.00	4,930,952.00	258,887.00	3,042.00	332,307.00	14,080,904.00	9,383,034.00
TURKEY	4,230,159.00	6,161,408.00	191,196.00		12,569.00	10,595,331.00	16,568,499.00
IRAN	4,591,464.00	2,455,183.00	10,540.00			7,057,187.00	2,962,932.00
CHINA	6,038,353.00	653,082.00	116,202.00	31,786.00	53,795.00	6,893,218.00	6,667,095.00
AZERBAIJAN	5,715,607.00	249,916.00	3,587.00	014.00	6,620.00	5,975,743.00	5,245,688.00
SAUDI ARABIA	1,187,114.00	2,479,932.00	1,495,417.00	19,050.00	108,409.00	5,289,923.00	3,889,662.00
CHILE	3,717,245.00	114,513.00	973,325.00	528.00	32,832.00	4,838,444.00	3,874,047.00
SYRIA	991,035.00	2,694,570.00	606,611.00	500.00	7,240.00	4,299,957.00	3,857,048.00
GERMANY	2,908,579.00	1,028,394.00	104,017.00	32,100.00	23,388.00	4,096,479.00	3,725,119.00
LIBYA		3,685,367.00	10,638.00		77,027.00	3,773,032.00	4,841,440.00
U.S.A.	1,063,570.00	1,351,817.00	609,847.00	116,503.00	389,768.00	3,531,506.00	3,229,206.00
JORDAN		1,463,135.00	1,263,308.00		8,062.00	2,734,505.00	2,815,290.00
JAPAN	2,068,266.00	124,601.00	389,426.00	13,200.00	5,032.00	2,600,525.00	2,824,144.00
TAIWAN	2,211,822.00	225,249.00	29,032.00	25,920.00	59,766.00	2,551,789.00	2,382,292.00
POLAND	706,536.00	311,058.00	1,015,071.00	2,090.00	114,890.00	2,149,645.00	1,863,440.00
HONG KONG	1,547,620.00	315,004.00	45,308.00	029.00	8,435.00	1,916,396.00	2,001,254.00
BELGIUM	15,476.00	1,476,863.00	62,207.00		8,937.00	1,563,484.00	2,199,002.00
AUSTRALIA	198,759.00	289,694.00	946,057.00	6,499.00	109,664.00	1,550,673.00	1,096,256.00
KUWAIT	3,028.00	1,030,715.00	379,909.00		18,159.00	1,431,810.00	986,723.00
ITALY	1,209,810.00	41,211.00	8,051.00	600.00	3,625.00	1,263,297.00	1,052,495.00
IRELAND		531.00	6,912.00	1,207,680.00	1,586.00	1,216,709.00	1,355,527.00
UKRAINE	689,374.00	215,121.00	46,104.00		154,618.00	1,105,217.00	1,251,269.00
LEBANON	175.00	971,793.00	107,951.00		7,286.00	1,087,205.00	1,564,145.00

WORLD TEA PRODUCTION (M/KGS)

	2022	2023	2024	TODATE			DIFFERENCE +/-	
	2022	2023	2024	2022	2023	2024	2022 vs 2023	2023 vs 2024
Jul								
Sri Lanka	19.9	21.6	22.9	153.2	156.2	150.5	3	-5.7

	2022	2023	2024	TODATE			DIFFERENCE +/-	
	2022	2023	2024	2022	2023	2024	2022 vs 2023	2023 vs 2024
Jun								
Bangladesh	12.6	10.7	12.8	27.1	26.4	24.3	-0.7	-2.1
North India	119.3	116.8	117.6	347.1	353.8	305.9	6.7	-47.9
South India	23.8	28.4	24.8	119.6	113.4	100	-6.2	-13.4

	2022	2023	2024	TODATE			DIFFERENCE +/-	
	2022	2023	2024	2022	2023	2024	2022 vs 2023	2023 vs 2024
May								
Kenya	50.3	57.9	54.5	227.9	225.5	277.1	-2.4	51.6
Malawi	4.5	3.9	4.4	30.5	28.9	31.3	-1.6	2.4

DETAILS OF AWAITING SALE

SALE NO : 34

Scheduled for 27TH/28TH AUGUST 2024

	LOTS	QUANTITY
ExEstate	803	789,839
High & Medium	1,677	713,568
Leafy	1,790	673,247
Semi Leafy	1,636	697,398
Tippy	2,067	1,012,906
Premium Flowery	417	60,948
OffGrades	2,209	1,129,564
Dust	531	466,384
Total	11,130	5,543,854
RePrint	744	361,539

03/09/2024

Buyers Prompt

04/09/2024

Sellers Prompt

This sale last year
Sale No. 34 | 28TH/ 29TH AUGUST 2023

Lots :9,802
Re-print Lots :451
Quantity :5,026,880 kgs
Re-print Quantity :261,888 kgs

LOW GROWN CATALOGUES

Violations Excluded

08/08/2024

LEAFY
Closed

SEMI-LEAFY
Closed

TIPPY
Closed

OTHER MAIN SALE CATALOGUES

08/08/2024

HIGH & MEDIUM
Closed

PREMIUM FLOWERY
Closed

OFF GRADES
Closed

NO .OF PKGS
147,011

CTC
10,773 Pkgs - 575,826 kgs

ORDER OF SALE

Ex-Estate	LG Large Leaf//Semi Leafy/LG Small Leaf/BOP1A/ Premium	High & Medium/Off Grade /Dust
EB	MB	LC
BC	FW	BC
MB	BC	FW
AS	CTB	MB
LC	EB	AS
CTB	AS	JK
JK	LC	EB
FW	JK	CTB

Approx Selling time of
F&W Catalogues

27TH

AUGUST 2024

09.30am	Low Grown - Semi Leafy Teas
9.45am	Low Grown - Leafy Teas
10.00am	Low Grown - Tippy Teas
10.15am	Main Sale - High & Medium
05.00pm	BOP1A

28TH

AUGUST 2024

8.30am	Premium Flowery
9.00am	Off Grades
11.00am	Ex-Estate
1.30pm	Dust

BC - Bartleet Produce Marketing (Pvt) Ltd FW - Forbes & Walker Tea Brokers (Pvt) Ltd

LC - Lanka Commodity Brokers Ltd AS - Asia Siyaka Commodities PLC

EB - Eastern Brokers Ltd JK - John Keells PLC

CTB - Ceylon Tea Brokers PLC MB - Mercantile Produce Brokers (Pvt)Ltd

DETAILS OF AWAITING SALE

SALE NO : 35

Scheduled for 03RD/04TH SEPTEMBER 2024

	LOTS	QUANTITY
ExEstate	727	680,293
High & Medium	1,490	636,122
Leafy	1,976	729,780
Semi Leafy	1,610	707,578
Tippy	2,104	1,062,789
Premium Flowery	342	52,826
OffGrades	2,370	1,175,691
Dust	532	451,099
Total	11,151	5,496,178
RePrint	818	364,142

10/09/2024

Buyers Prompt

11/09/2024

Sellers Prompt

This sale last year
Sale No. 35 | 05TH/ 06TH SEPTEMBER 2023

Lots	:9,838
Re-print Lots	:459
Quantity	:5,128,701 kgs
Re-print Quantity	:261,110 kgs

LOW GROWN CATALOGUES

Violations Excluded

15/08/2024

LEAFY
Closed

SEMI-LEAFY
Closed

TIPPY
Closed

OTHER MAIN SALE CATALOGUES

15/08/2024

HIGH &
MEDIUM
Closed

PREMIUM
FLOWERY
Closed

OFF
GRADES
Closed

NO .OF PKGS
147,648

CTC
9,585 Pkgs - 513,319 kgs

CATALOGUE CLOSURE DETAILS

03/04

SEPTEMBER 2024

Sale No. 35

The Ex-Estate catalogue closed on 15th August 2024, excluding violations. The Main Sale catalogues too closed on 15th August 2024, excluding violations.

09/10

SEPTEMBER 2024

Sale No. 36

The Ex-Estate and Main Sale catalogues are scheduled to close on 23rd August 2024.

18

SEPTEMBER 2024

Sale No. 37

The Ex-Estate and Main Sale catalogues are scheduled to close on 29th August 2024.

TEA MARKETS AROUND THE WORLD

MOMBASA AUCTION

SALE OF - 19TH/20TH AUGUST 2024 (SALE NO. 34)

Fairly good general demand for the 190,280 packages (12,887,748.00 kilos) in the market with 50.58% neglected
The multiple reprint auction (M4) had on offer 104,560 packages (7,105,987.00 kilos) with 91.74% remaining unsold.

MARKETS

Egyptian Packers, Yemen and other Middle Eastern countries lent strong support with maintained activity from Pakistan Packers and UK. Kazakhstan and other CIS states showed more interest while Bazaar and Afghanistan showed reduced enquiry. There was more interest from South Sudan with Russia and Sudan less active. Local Packers reduced support with Iran absent. Somalia continued active at the lower end of the market.

OFFERINGS

Leaf Grades - 108,640 packages (7,190,257.00 kilos) - 61.12% unsold.

Dust Grades - 63,280 packages (4,729,763.00 kilos) - 41.09% unsold.

Secondary Grades - 18,360 packages (967,728.00 kilos) - 20.92% unsold.

LEAF GRADES (M2) BP1:

Best - Were irregular ranging between firm to USC59 dearer to easier by up to USC18.

Brighter - Varied between steady to USC18 above last levels with selected invoices appreciating by USC66 to easier by up to USC54.

Mediums - KTDA mediums held value where sold while plantation mediums saw reduced competition and lost up to USC28 but a few lines appreciated by up to USC16.

Lower Medium - Were irregular varying between firm to USC27 dearer for most teas to easier by up to USC26.

Plainer - Firm to USC25 dearer with selected invoices USC42 above last prices to easier by up to USC15.

PF1:

Best - Ranged between firm to USC34 dearer to easier by up to USC31.

Brighter - Firm to irregularly easier by up to USC27.

Mediums - KTDA mediums were steady for most teas with a few invoices irregular varying between dearer by USC8 to easier by a similar margin but select lines lost up to USC25; plantation mediums were irregularly dearer by up to USC43.

Lower Medium - Irregular ranging between steady to USC26 dearer to easier by up to USC18.

Plainer - Most teas gained up to USC15 but a few lines lost up to USC8.

CTC QUOTATIONS	BP1 - USC	PF1 - USC
<i>Best</i>	255 - 366	314 - 383
<i>Good</i>	255 - 313	310 - 356
<i>Good Medium</i>	255 - 321	230 - 356
<i>Medium (KTDA)</i>	250 - 252	200 - 326
<i>Medium (Plantations)</i>	158 - 212	145 - 254
<i>Lower Medium</i>	086 - 180	100 - 198
<i>Plainer</i>	061 - 162	054 - 130

DUST GRADES (M1)

PDUST:

Best - Were firm to USC26 above previous levels.

Brighter - Appreciated by up to USC23.

Mediums - KTDA mediums were mostly firm but a few teas lost up to USC11 while plantation mediums were steady to dearer by up to USC18.

Lower Medium - Irregular ranging between firm to USC24 dearer to easier by up to USC19.

Plainer - Ranged between steady to dearer by up to USC16 to USC5 below last rates.

DUST1:

Best - Advanced by up to USC27.

Brighter - Firm to USC29 dearer.

Mediums - KTDA mediums were steady to dearer by up to USC17 to easier by up to USC6. Plantation mediums appreciated by up to USC17 but a few invoices lost up to USC15.

Lower Medium - Saw some teas advance by up to USC16 while others shed up to USC12.

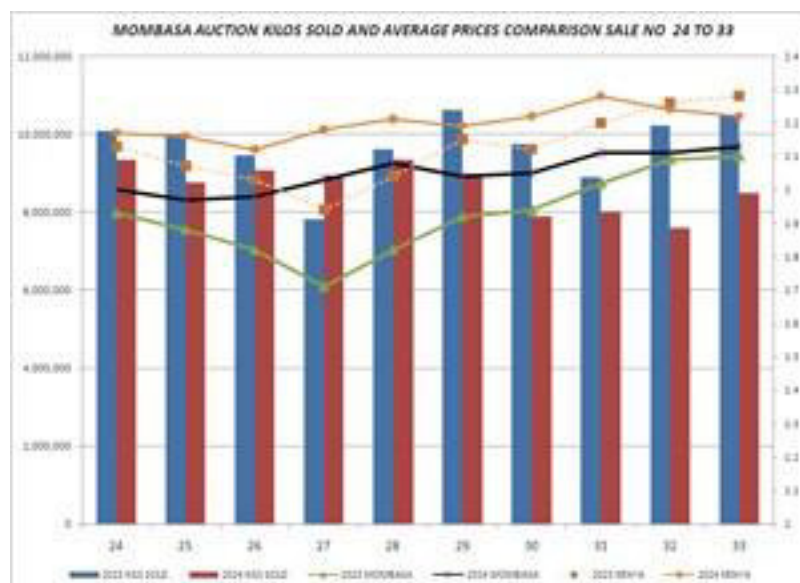
Plainer - Were irregular and ranged between firm to dearer by up to USC6 to easier by up to

CTC QUOTATIONS	PDUST - USC	DUST1 - USC
<i>Best</i>	303 - 363	293 - 340
<i>Good</i>	270 - 313	274 - 322
<i>Good Medium</i>	270 - 312	270 - 317
<i>Medium (KTDA)</i>	258 - 273	245 - 292
<i>Medium (Plantations)</i>	194 - 234	150 - 220
<i>Lower Medium</i>	108 - 188	110 - 183
<i>Plainer</i>	054 - 136	080 - 142

SECONDARY GRADES (S1)

In the Secondary Catalogues, BPs were steady while PFs gained. Clean well sorted coloury Fannings held value with similar DUSTs dearer. Other Fannings sold at about previous levels while DUSTs appreciated. BMFs were well absorbed. USC8.

SECONDARY QUOTATIONS (USC)	BP/BP2	PF/PF2	FNGS1 FNGS	DUST DUST2	BMF
Best / Good	099 - 240	182 - 260	138 - 215	095 - 268	080
Good Medium / Medium	-	-	125 - 154	125 - 225	-
Lower Medium	084 - 131	113 - 130	080 - 128	091 - 138	065 - 102
Plainer	055 - 112	052 - 106	053 - 098	062 - 110	050 - 082



Courtesy - Africa Tea Brokers Limited.

BANGLADESH AUCTION

19TH AUGUST 2024 (SALE NO. 15)

CTC LEAF: 45,763 packages of tea on offer again met with a fairly good demand.

BROKENS: Well made good liquoring Brokens were a good market and mostly sold at around last levels. Medium varieties were again a fairly good market and sold at firm to slightly easier rates in line with quality. Plain types met with only a fair demand at easier rates with fair withdrawals. BLF teas were again a selective market with heavy withdrawals.

FANNINGS: Well made good liquoring Fannings met with a fairly good demand and were about steady. Medium types were a little easier. Plain types met with only a fair demand at easier rates with fair withdrawals. BLF teas were again a selective market with heavy withdrawals.

DUST: 11,072 packages of teas on offer met with a good demand. Well made good liquoring Dusts were quite a good market but were slightly easier. Medium Dusts met with good demand and were about steady in line with quality. Plain/BLF Dusts met with less demand with quite heavy withdrawals. Blenders lent strong support with fair interest from the Loose tea buyers.

COMMENTS: Good varieties continued to meet with good support from all sections of the market resulting in firm prices for these varieties. Blenders continued to be quite active with a little more support from the Loose tea buyers.

Dusts sold well.

Our Catalogue: (Sale 15) Avg : Tk 205.18, Sold 76.41% , (Sale 14) Avg : Tk 206.24, Sold 70.74%.

QUOTATIONS	BROKENS	QUOTATIONS	FANNINGS
Best	1.86-1.99	Best	1.86-1.99
Good	1.78-1.82	Good	1.77-1.82
Medium	1.65-1.74	Medium	1.65-1.69
Plain	1.35-1.52	Plain	1.35-1.52
BLF	1.35-1.37	BLF	1.35-1.37

Courtesy - National Brokers Limited.

TEA MARKETS AROUND THE WORLD

COONOR AUCTION

15TH AUGUST 2024 (SALE NO. 33)

CTC LEAF

DEMAND:

Good demand and improved further with the progress of sale, especially on better medium and medium sorts.

MARKET:

The total CTC leaf teas sold this week was 97.30% (1,745,121.69kgs) of the total offering of 1793480.16Kgs.

BEST:

Modest volume of the best liquoring larger broken sold irregular and easier following quality, other sorts sold substantially dearer on quality and competition especially at the lower end.

GOOD:

Good category larger broken grades sold dearer by Rs. 3 to 6 sometimes more. Medium broken sold firm to dearer at the top end whilst the lower end sold substantially dearer. Smaller broken & fanning sold irregularly and dearer following quality and competition.

BETTER MEDIUM:

Better medium all sorts sold firm to dearer at the lower end except for the smaller broken which fetched about Rs. 5 dearer, whilst the top end sold substantially dearer.

MEDIUM & PLAINER:

Medium & the plainer grades all sorts dearer by Rs. 2 to 4, whilst the fanning grade sold firm to dearer.

BUYING PATTERN:

The major blenders and packateers continued to be active and absorbed only 34.37% of the total CTC sold. Upcountry packateers were active. The other regional buyers too were fairly active and their absorption was considerably higher compared to the previous weeks. Exporters were fairly active on the range of teas on offer.

ORTHODOX LEAF

DEMAND:

Good demand.

MARKET:

Well-made blacker whole leaf continued to sell at barely steady prices. The broken grades sold firm to dearer especially the cleaner & blacker sorts. The fanning grade sold at steady to dearer based on quality. Medium category whole leaf grades sold firm. The broken grades sold steadily. Fanning sold at barely steady prices.

BUYING PATTERN:

Exporters were active. Internal buyers were selective along with some Up-country buyers.

CTC DUST

DEMAND:

Good demand on best teas. Strong demand was witnessed on remainders.

MARKET:

CTC dust offer this week was at 397,075.10Kgs of which 383,103.44kgs were sold (96.48%).

The best liquoring teas sold dearer substantially following quality and competition. All other category teas sold dearer in the range of Rs. 2 to 6 or more.

BUYING PATTERN:

The major blenders were selective. Other internal buyers operated actively on the range of teas on offer. The exporters continued to operate actively on the blacker & cleaner sorts.

ORTHODOX DUST

DEMAND:

Good demand.

MARKET:

High grown primary sold at irregular & easier prices following quality. The secondary teas met with improved demand and sold dearer on competition. Other category primary dust sold at firm prices. Secondary dust sold dearer by Rs 4 to 6 on competition.

BUYING PATTERN: - Internal & regional packateers were fairly active but price sensitive. Exporters were fairly active on the secondary dust.

Courtesy - J.Thomas & Co. Pvt. Ltd.,

TEA MARKETS AROUND THE WORLD

MALAWI AUCTION

21ST AUGUST 2024 (SALE NO. 34)

Less and selective demand continued this week at firm rates for the small quantity on offer of 2660 packages.
BP1 were firm on last.
PF1/PF1SC neglected.
PD where sold were firm on last.
D1 sold 3USC up on last where sold.
Secondaries were irregular where sold.

Courtesy - TEA BROKERS CENTRAL AFRICA LIMITED

KOLKATA AUCTION

20TH/21ST AUGUST 2024 (SALE NO. 34)

Good demand. Better Assams are selling at firm levels. Remainder irregular around last. Dooars seen so far are selling at firm levels. Western India - Active , HUL - Operating , TCPL - Some enquiry , Exporters - Some enquiry. Local - Operating. Based on PAR's (1st session) Catalogue.

Courtesy - ASSOCIATED BROKERS PVT. LTD, Kolkata

GUWAHATI AUCTION

20TH AUGUST 2024 (SALE NO. 34)

Good demand at around last levels. (ABL - 83 % , TBG- 92 %). HUL/ Other blenders/ Western India/ Internal/ Exporters operating.

Courtesy - ASSOCIATED BROKERS PVT. LTD, Guwahati

COCHIN AUCTION

The above market report details were not available at the time of printing this publication.